

Stannah Xtralift

Customisable, high-performance
passenger lifts: reliability and comfort,
in the size and finish you need



Stannah



CONTENTS

Discover Stannah	4
Challenge us	6
Lifts for every space & purpose	8
New lifts in existing buildings	10
Firefighting, evacuation & tough finishes	12
Lift structures	14
Bespoke finishes	16
Lift finishes & options	18
Example configurations	24

Xtralift: the perfect fit for your project

At Stannah, we believe specifying the right passenger lift should be effortless; you shouldn't have to compromise between performance, dimensions, and design. Our Xtralift core range gives you the flexibility to fit the perfect lift in exactly the right place.

Since its launch in 2009, Xtralift has quickly become Stannah's most popular traction passenger lift, reliably moving thousands of people every day.

Because they're so customisable, you'll find Xtralifts everywhere, from cathedrals to hospitals, and airports to luxury residences – in fact, anywhere that needs a hardwearing, energy-efficient passenger lift that fits its surroundings and looks the part.

And remember, it's a Stannah.

Xtralift is a Stannah lift, so you get all the unbiased advice, responsive service, and expert support every customer has come to expect from our name.

Right from the start, our lift experts are at your disposal, to help you make the most of Xtralift's flexibility – whether you're working on a new development, or replacing the lift in an existing shaft.

Through installation and commissioning, we'll be with you every step of the way. And our network of engineers will support you for a full year after installation, to make sure everything is running as smoothly as it should.

"Installing the Stannah Xtralift was an essential element of our building and we are delighted with the outcome – a lift that blends discreetly with its surroundings, providing reliable access to all levels of the building."

Head of Construction, Bob and Tamar
Manoukian Production Workshop

A family name, in thousands of buildings

We've been Britain's lift company for more than 150 years. We'd love to show you the difference that makes.

Since 1867, we've installed tens of thousands of Stannah lifts right across Great Britain. In that time, we've learned a thing or two about excellent, personalised service – and what it takes to work well with a project team.

When you work with Stannah, you don't just get support from lift experts with decades of experience; you get the personal touch that only a family business can deliver.

We're confident that you'll notice it – the first time you pick up the phone.



We have been delivering engineering excellence for over 150 years



A service that's tailored to you

It's not just Xtralift that's designed to give you a perfect fit, our service is too.

Our design team will consult with you on planning and specification, while a professional project manager will work beside your team from delivery to handover, ensuring everything stays on schedule, and works exactly as you expect.

As we handle everything from design and installation to post-handover maintenance, all the support services you need are in one place – with a tailored maintenance contract to ensure safe, continuous operation.

Say no to servicing tie-ins

We want you to choose us because you believe we're the right people for the job – not because you feel like you have no other choice.

While each Stannah lift has a full one-year warranty, our open protocol lift systems mean you're not tied to us for maintenance and repair. You can choose whichever lift provider gives you the best service for your needs – and to keep your business, we'll have earned it.

The highest standards every time

Your safety is our number one priority, and naturally our lifts carry all the accreditations you could need. Every lift is certified according to the Lifts Regulations 2016 (2016 No. 1093), and all post-installation servicing is delivered by our own highly-trained engineers.

We're proud to have received nine consecutive health and safety awards from the Royal Society for the Prevention of Accidents, and we work to Bureau Veritas certifications ISO 9001, 14001, and ISO 45001.

Xtralift complies with all relevant standards:

- ✓ EN81-20: construction and installation safety
- ✓ EN81-50: component examination and tests
- ✓ EN81-70: lift accessibility
- ✓ EN81-28: remote alarm systems
- ✓ EN81-73: lift behaviour in the event of a fire
- ✓ EN81-58: lift door fire resistance
- ✓ ISO 9001: quality management
- ✓ ISO 14001: environmental management
- ✓ ISO 45001: occupational health and safety

If requested, our lifts can also be built to comply with the following standards:

- ✓ EN81-71: tough finishes for vandal resistance
- ✓ EN81-72: fire-fighting lift requirements
- ✓ EN81-76: emergency evacuation access

Specify your ideal lift

Xtralift is an energy-efficient, high-performance gearless traction lift – with an almost unlimited number of size and finish combinations. Lifts are available from 6 to 33 passengers (up to 46, subject to evaluation), with both standard and stretcher configurations.

Xtralift can travel up to 45m (potentially up to 16 floors), at a rated speed of up to 2.5m/s – making it ideal for low and medium-rise use. You can choose single, through or adjacent entrance configurations and landing doors that open left, right or centre.

A smooth, quiet ride

Every Xtralift offers quiet, consistent performance – and our unique rail system lends precision, durability, and reliability. Motor and rope anchorage points are mounted on the guides to reduce shaft wall loadings, while flexible dimensions allow for a rated load of up to 2500kg.

The ride is smooth, thanks to vibroacoustic wall panels, and the high-performance traction drive reduces noise outside the car. Even in a small lift shaft, the space-centric design ensures passengers have plenty of room.

Latest connected technologies

Each Xtralift is built with intelligent controls to enable full diagnostics and remote monitoring. This allows for remote real time monitoring of the lift's status and some remote maintenance. This makes maintaining the lift much easier, as well as reducing travel times, optimizing lift efficiency, safety and service life.

Safe, happy and fully informed

Large visual indicators and intuitive controls keep everyone fully informed.

If help is ever needed, communication is handled by an EN81-28 compliant auto dialler for fast and reliable passenger support – while each lift comes with remote safety monitoring and an integrated GSM connection.

Built for economy, and ecology

Every Xtralift is built with energy efficiency in mind. Each component is carefully chosen to contribute to its A-rating energy certification in accordance with VDI 4707, such as:

- ☑ LED lighting
- ☑ stand-by shutdown mode
- ☑ signalisation dimming
- ☑ gearless, low consumption traction drive
- ☑ optional regenerative motor

As a result, Xtralift can contribute up to 3 BREEAM points to your development.

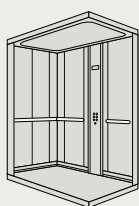
A hugely flexible range of lifts

Key facts

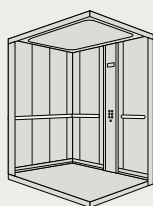
Max. no of stops	16
Max. travel (m)	45
Speed (m/s)	up to 2.5 (ranging from 1m/s to 2.5m/s)
Load (kg)	Core range comprises 450-2500; up to 3500 is available
Persons	6-33; up to 45 (stretcher) is available
Car types	Single, through and adjacent
Control types	Down or full collective, in simplex, duplex or triplex configurations
Door types	Telescopic or centre opening doors (2, 4 or 6 panels), finished in stainless steel or prime 7044
Energy saving features	Standby, LED lights

Car sizes – our most popular (just for starters) Xtralift configurations:

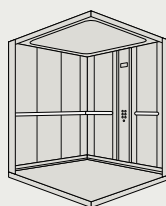
6 person (450kg) – 1000 x 1300mm	17 person stretcher (1250kg) – 1200 x 2300mm
8 person (630kg) – 1100 x 1400mm	21 person (1600kg) – 1950 x 1750mm
13 person square (1000kg) – 1400 x 1600mm	21 person stretcher (1600kg) – 1400 x 2400mm
13 person stretcher (1000kg) – 1400 x 2100mm	26 person (2000kg) – 1500 x 2700mm
17 person (1250kg) – 1950 x 1400mm	33 person (2500kg) – 1800 x 2700mm



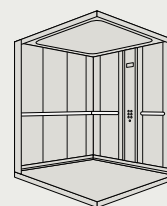
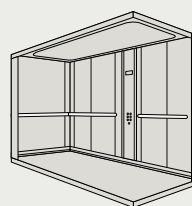
6 person
450kg



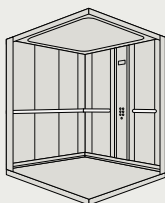
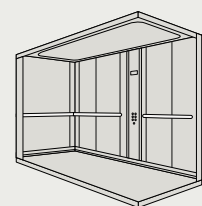
8 person
630kg



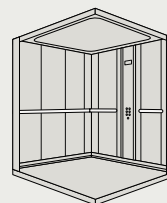
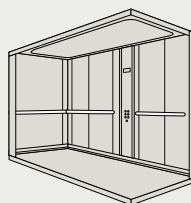
13 person
1000kg Square & Stretcher



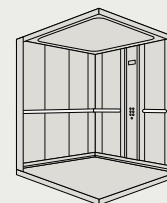
17 person
1250kg Stretcher & Square



21 person
1600kg Stretcher & Square



26 person
2000kg



33 person
2500kg

A lift for every space and purpose

Whether you're working with an existing lift shaft or developing a new building, there's a Xtralift to fit your space.

Our core range of passenger lifts means we can provide you with the right lift for your requirements. We also know that some sites do have special lift requirements – and we know we can help.

We offer a core product range but can also deliver:


- New lifts in existing buildings to improve people flow
- Fire-fighting and evacuation lifts to help out in an emergency
- Heavy duty and vandal resistant lifts for the most demanding of environments
- Lift structures and enclosures for complete flexibility for all types of buildings
- Bespoke finishes and glass lifts to achieve any lift vision, with our standard finishes giving you a huge range of options and configurations without a bespoke price tag



Large or small, heavy duty finish or finesse, our lifts are equal to the challenge







New lifts in existing establishments

While you'll see plenty of Xtralifts in modern buildings, they're also often used to replace existing lifts, or bring new access possibilities to historic and listed structures.

As we all rely on lifts for our safe and quick movement inside buildings of all types, when the time has come for you to consider replacing your existing lift with a new, eco-efficient and modern lift, we can arrange a site visit and advise you on the best course of action.

As lift replacements meet challenges such as low headroom or shallow pit depth, we can help you comply with the current British and European

regulations, such as EN81-21. Either you're considering the construction of a new lift shaft in existing building or replacement of the existing lift, we can deliver.

Where needed, we can remove your existing lift, manage builder's works or work alongside your preferred builder. A vast choice of flexible sizes and format options mean we can work with the tightest spaces – so let us help.



Fire fighting and evacuation lifts

Fire fighting lifts

Firefighters' lifts enable the exclusive use of a passenger lift by the fire service to carry firefighters and their equipment to the required floors in the event of a fire.

They comply with firefighting lift regulations EN81-72 and their features include:

- ✓ Emergency intercom and lift operation
- ✓ Interface between the lift control, fire detection and alarm system

- ✓ Trap doors and ladders for rescue operations
- ✓ Electrical components are protected against water
- ✓ Main and separate secondary power supply (supplied by builder)

Firefighting lifts are required in housing where the building has a floor more than 18m above, or more than 10m below fire service access level (subject to building's fire strategy).

Evacuation lifts

Evacuation lifts can aid the fire and rescue service and emergency evacuation in the event of an emergency. They enable the use of a passenger lift by a designated warden in an evacuation strategy to evacuate those less ambulant.

Evacuation lifts features include:

- ✓ Interface between the lift control system, fire detection and alarm system to support the evacuation management strategy
- ✓ Emergency intercom system and lift operation
- ✓ Main and separate secondary power supply (supplied by builder)

Available from an 8 person and up, they are commonly used in larger capacity passenger lifts for movement of disabled users, beds and stretchers.

We have a vast experience installing fire-fighting and evacuation lifts, providing the right solution for our customers.



Vandal resistance and high traffic areas

We offer three tiers of vandal resistance, each well suited to environments where human traffic is constant – like hospitals and transport infrastructure. Wherever you need a resilient lift, we can provide a solution built to meet requirements day and night.

Xtralift can deliver a range of tough finishes, Category 1 or Category 2 (EN81-71) lifts, with features including:

- ☑ Reinforced lift car and landing doors for passenger/goods lifts
- ☑ Vandal resistant face places and signalisation
- ☑ Vandal-resistant ceiling hatches and LED lights
- ☑ Preparation for CCTV to record usage
- ☑ Stainless steel mirrors in place of glass

We always advise speaking with our technical team to discuss which level of resistance is best for you.



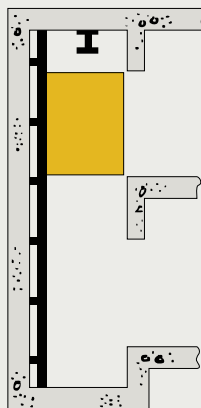
Lift structures and enclosures for complete flexibility

Glass lifts and lift shafts have become an increasingly important architectural component in modern buildings. Glass is an aesthetically pleasing and practical option for the retail, commercial, hotel and infrastructure environments.

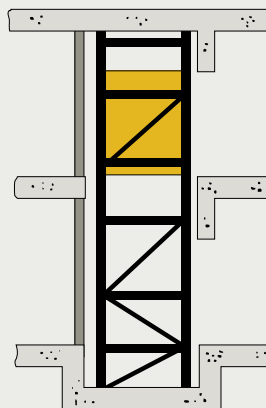
Whether you have a complete glass shaft or just one glass wall, you can choose any or all of the visual elements that maximise the appearance and value of your building. When combined with glass lift shafts, the transparency of the lift car increases safety in public places and can provide passengers with an interesting view on a journey through the building.

Shaft type

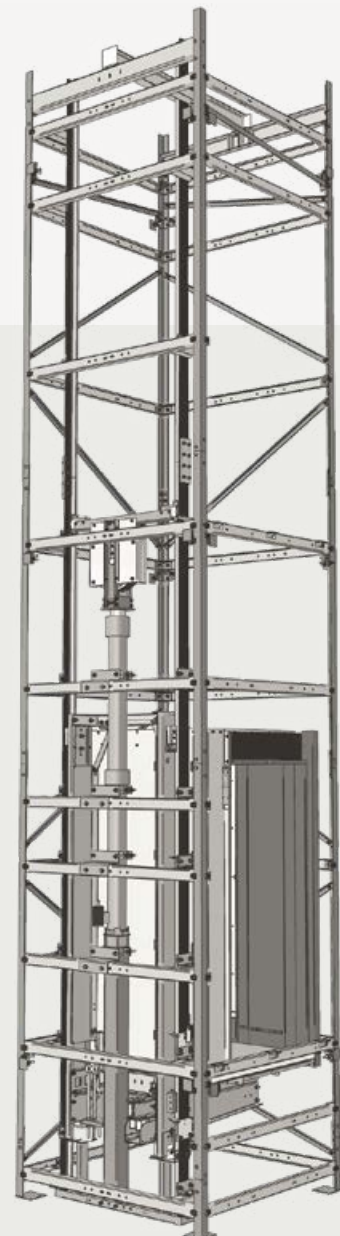
If your structure has a wall that can bear the load of the lift, installation is simple. A wall-mounted Xtralift can fit in a small existing lift shaft, with a lifting beam and scaffolding. Alternatively, our FX structure-supported lifts can be installed almost anywhere. This is a popular option for historic buildings and lifts away from outside walls. For more information or to discuss the suitability of an FX structure for your project, speak with our technical team.




Wall-mounted
as standard



FX structure-supported
option







You imagine it; we bring it to life

By the time you have chosen the walls, floor, skirting, ceiling, mirror, control panel and lights, there are millions of ways to configure your Xtralift. We can deliver custom RAL colours – and even build graphics right into the walls. And that's before we even *start* to talk about customisation.

“Considering the bespoke nature of the project and the restrictions in place due to the age of the lift, we are pleased to say that the final product has more than met our expectations.”

Site Manager, John Perkins Construction



No design request is too unusual for a Stannah Xtralift. From integrated TV screens in the car floor to etched glass windows exposing the lift shaft, we've delivered it all. We can source the right elevator finishes, fixtures, and fittings – or provide a bare lift car for fitting out by your preferred contractors.

Our glass lifts, structures, and landings have become particularly sought-after, providing both an architectural centrepiece and increased public safety thanks to lift car transparency.

We also provide luxury lifts and lift refurbishments, so, whatever your vision, we can work with you to help deliver the passenger experience you're looking for.

Lift finishes & options



Doors & architraves

We supply a full range of lift doors to suit any project, from heavy-duty strengthened doors tailored for healthcare and infrastructure, to retail and commercial applications requiring the visual appeal of glass.

Looking for the wow-effect? Our tailored service will bring your vision to life. A simple option is full-depth landing architraves, which provide a smooth transition between the building interior and the landing entrance. We can also provide bespoke options include special door finishes, wide frames

and full landing entrances in a variety of materials, highlighting and upgrading the lift entrance on every floor. Whether looking for a modern statement or to blend within heritage period interior we can help.

Of course, this is *your* Xtralift, so every one of these design levels can be uniquely mixed, matched, and configured to meet your vision. With that in mind, we always recommend speaking with the Stannah technical team to discuss your ideas before committing to a design – we might be able to suggest another way to achieve your goal.



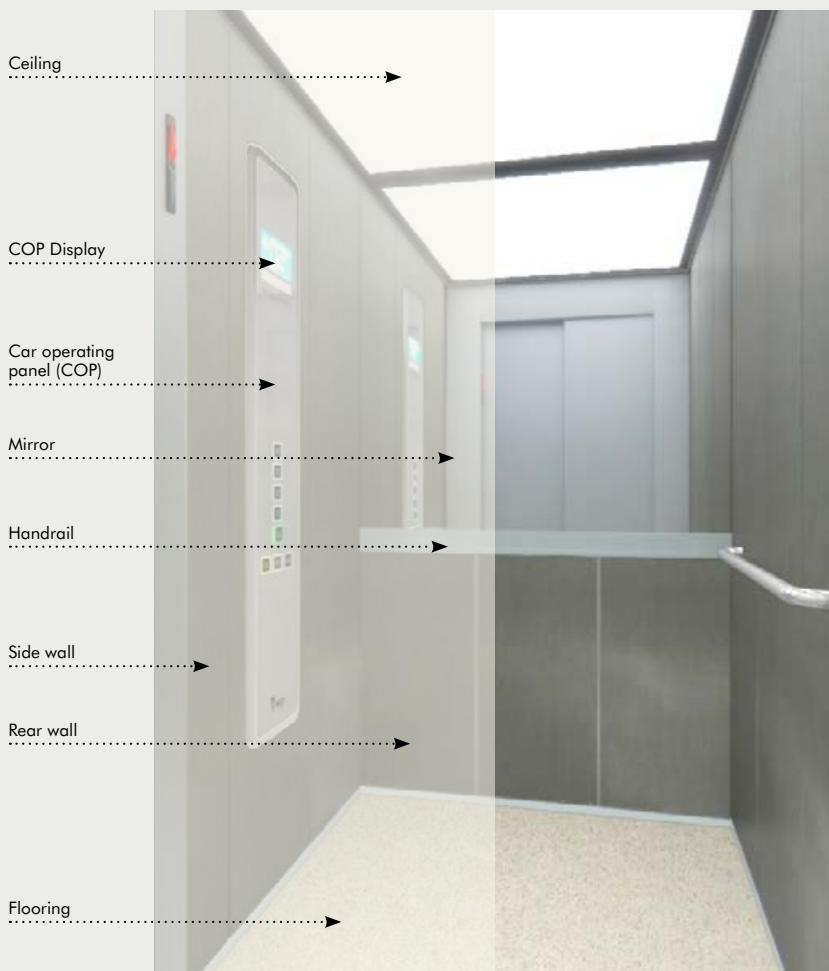
Selectable elements

Xtralift is a highly versatile, customisable lift, with numerous potential finish combinations, making it easy to ensure that the lift fits into its environment.

Choose from 24 popular vinyl, wood-finish, stainless-steel walls and coloured glass walls; 17 different non-slip and antibacterial floor finishes; plus mirrors, ceilings, lighting, and car operating panel options – not to mention the option to have custom finishes for many of these elements.

The result? A lift that's safe, compliant, easy to clean... and a perfect match for your building.

Selectable elements of our lift car interiors



Please note:

Costs may vary and are dependent on the choice of finishes selected.

The colours and designs reproduced in this document have been matched as closely as the scanning and printing process will allow. We recommend that you obtain samples prior to final specification.

We are continually developing and improving our range of products and finishes and we therefore reserve the right to alter or amend the specification without prior notice.








Lift finishes & options

1 Car walls









● = standard option
LRV = Light Reflective Value

Our most popular core range finishes and options are displayed on the following pages. As this does not represent the full range of what we can offer you – for any customised options discuss your ideas with a member of our Stannah team. We know how to make your vision come to life.



Vinyl skin plates

						
K01 White LRV 82,66	K04 Night Black LRV 6,58	K10 Atlantic Blue LRV 21,11	K11 Techno Grey LRV 51,12	K17 Nature Beige LRV 46,62	K41 Platinum LRV 40,41	K42 Timber LRV 18,78

Laminated wallboards

							
NE04 Fresno LRV 45,04	NE05 White Orchid LRV 66,16	NE06 Grey Soft LRV 53,25	NA04 Olmo LRV 29	NA01 Oak Nature	NE07 Supermatt Wood Pore	NE08 Millenium	NA05 Bianco Ghiaccio LRV 81






Stainless steel

						
X02 SB Finish Steel LRV 21	X16 SB Finish Steel	X12 Mirror Finish Steel LRV 57	X22 Super Mirror Shine LRV 31,1	X13 Linen LRV 15,30	X25 Golden Shine LRV 8,45	X14 Leather Skin LRV 22,5

Coloured glass

				
AC2	AC4 LRV 51	AC5	AC7 LRV 0	Customisable – specify RAL


Customised glass walls with your printed design

				
Choose your own image	Example AI2	Example AI3	Example AI4	Example AI10

2 Car floor

● = standard option

Circle Rubber



R24 Circle Black



R28 Circle Grey
LRV 38,5

Stone Rubber



R59
Vinyl Stone Grey Concrete
LRV 17



R61
Vinyl Stone Black Concrete

Natural granite



G01
Natural Granite Black



G02
Natural Granite Pink



G03
Natural Granite Pearl Grey



G04
Natural Granite Crystal
White

Vinyl Rubber




R74 Classic Timber
LRV 22



R75 Greywashed Timber
LRV 23

Antibacterial Vinyl Rubber



R15 Antibacterial Black
LRV 6



R16 Antibacterial Dolphin
LRV 21

Artificial granite




G54
Artificial Granite Mist




G53
Artificial Granite Night Mist

Metal finishes




C03 Checkered Aluminium




C04 Teardrop Steel

3 Mirrors


● = standard option



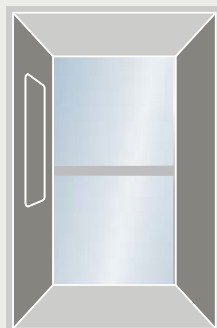
Half height mirror
(fitted as standard)




Narrow mirror



Full height narrow mirror
(not EN81-70 compliant)



Full mirror with band




Full mirror
(not EN81-70 compliant)

4 Ceilings

● = standard option


H25 Lighting



L61




L21



L24



L40
Standard Option




L96




L150




L151




L90
(600mm x 600mm) fixed measurements



L90
(600mm x 600mm) fixed measurements



L95
(600mm x 600mm) fixed measurements



L100
(600mm x 600mm) fixed measurements

Design and eco-efficiency

Ceilings are finished in mirror stainless steel. They may have LED lighting. With LED technology, guaranteed life is 2 years, meaning considerably less maintenance work.

Please note: The ceiling and lighting representations reproduced in this document have been matched as closely as the scanning and printing process will allow.

5 Handrails

● = standard option



End-mounted handrail
P13X12 Mirror stainless steel with rounded ends. EN81-70 compliant.



Buttress-mounted handrail
P12X12 Mirror stainless steel with rounded ends.



End-mounted handrail
P13E04 Black stainless steel with rounded ends. EN81-70 compliant.



Buttress-mounted handrail
P12E04 Black stainless steel with rounded ends.

6 Car operating panel


● = standard option

Car operating panels are X02 as standard, with a choice of finishes and options to choose from.

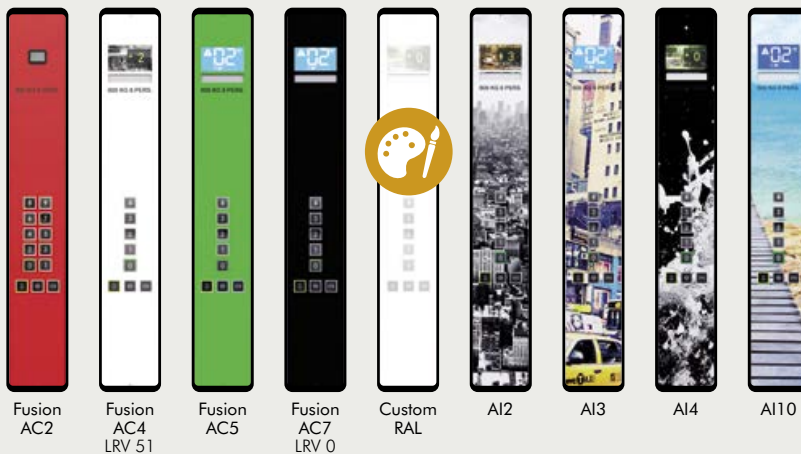
Half height



Full height



Colour & customised designs



7 COP Display

● = standard option

We offer a wide range of 7" LCD or optional customised TFT displays. The new TFT designs offer outstanding image quality, providing users with clearer and more accurate information.



LCD-070E 7" Display



TFT-070E 7" Display



LCD-043 4.3" Display

Example configurations



Ceiling

L61

Walls

X02 SB Finish Stainless Steel

Floor

G01 Natural Granite Black

Car operating panel

Fusion Colour AC7

Display LCD-070E

Mirror

Full height narrow mirror

Handrail

End-mounted handrail



Ceiling

L96

Walls

NA04 Olmo and AI3

Floor

R60 Vinyl Stone Sand Concrete*

Car operating panel

Fusion Colour AC10*

Display TFT-070E

Mirror

Full height narrow mirror

Handrail

End-mounted handrail

* These are not amongst our standard range of finishes, but are available on request as cost options.



Ceiling

L40

Walls

K42 Timber and AC9

Floor

R61 Vinyl Stone Black Concrete

Car operating panel

Fusion AI2

Display TFT-070E

Mirror

Half height mirror

Handrail

End-mounted handrail



Ceiling

L95

Walls

NE05 White Orchid

Floor

G03 Natural Granite Pearl Grey

Car operating panel

Fusion Colour AC9*

Display LCD-070E

Mirror

Half height mirror

Handrail

Buttress-mounted handrail

* This car operating panel is not amongst our standard range of finishes – custom finishes are available on request as a cost option.



Ceiling

L96

Walls

K04 Night Black

Floor

G53 Artificial Granite Night Mist

Car operating panel

Fusion AI2

Display LCD-070E

Mirror

Full height mirror with band

Handrail

Buttress-mounted handrail



Ceiling

L95

Walls

NA04 Olmo

Floor

G02 Natural Granite Pink

Car operating panel

Fusion AI1*

Display LCD-070E

Mirror

Full height narrow mirror

Handrail

End-mounted handrail

* This car operating panel is not amongst our standard range of finishes, but is available on request as a cost option.

Example configurations



Ceiling

L24

Walls

X16 SB Finish Stainless Steel

Floor

G53 Artificial Granite Night Mist

Car operating panel

Supra X25

Display LCD-070E

Mirror

Full height narrow mirror

Handrail

Buttress-mounted handrail



Ceiling

L100

Walls

NA04 Fresno

Floor

G02 Natural Granite Pink

Car operating panel

Fusion Colour AC7

Display LCD-070E

Mirror

Full height mirror with band

Handrail

End-mounted handrail



Ceiling

L100

Walls

NA01 Oak Nature

Floor

G03 Natural Granite Pearl Grey

Car operating panel

Fusion Colour AC7

Display LCD-070E

Mirror

Full height mirror with band

Handrail

End-mounted handrail



Ceiling

L24

Walls

X22 Super Mirror Shine

Floor

G53 Natural Granite Night Mist

Car operating panel

Supra X16

Display TFT-070E

Mirror

Full height mirror with band

Handrail

End-mounted handrail



Ceiling

L95

Walls

1636*

Floor

G59 Artificial Granite White*

Car operating panel

Full height Supra X02

Display LCD-070E

Mirror

Full height narrow mirror

Handrail

End-mounted handrail

* These are not amongst our standard range of finishes, but are available on request as cost options.



Ceiling

L40

Walls

NA01 Oak Nature

Floor

G53 Natural Granite Night Mist

Car operating panel

Fusion Colour AC7

Display TFT-070E

Mirror

Full height mirror with band

Handrail

Buttress-mounted handrail



Meet the family



Stairlifts



Homelifts



Platform lifts



Passenger lifts



Service and goods lifts



Bespoke lifts



Escalators and moving walkways



Lift refurbishments, service and repair

Stannah Lifts

Email: contact@stannah.co.uk

Telephone: 01264 339090

www.stannahlifts.co.uk

Stannah