

# Lowriser 2

A Stannah Lowriser 2 is a platform lift, sometimes described as a step lift, which provides the perfect solution to vertical travel needs up to 2m.



Lowriser 2 is ideal for all types of public buildings needing to give access over a change of level to wheelchair users or even buggies and prams.

Types of building that will find Lowriser 2 the ideal solution:

- Schools
- Colleges
- Shops
- Bars
- Restaurants
- Museums and Galleries

## Key benefits

- Adjacent or through entry
- Suitable for indoor and outdoor use
- Up to 2m travel with 3 platform sizes available
- Minimal builders work required and quick installation time
- Low running and maintenance costs due to single phase power consumption
- Reliable hydraulic drive ensures a smooth ride
- Helps building owners conform to Part M and the Equality Act
- 5 year anti-corrosion warranty and 1 year standard warranty



Lowriser will help building owners/operators to meet the requirements of:

- The Equality Act 2010
- Part M of the Building Regulations (England and Wales) and Section 4.2 of the Technical Handbook (Scotland), both of which cover the requirements that many new buildings must meet to ensure ease of access and use
- BS8300:2018 (Parts 1 & 2) Code of practice covering the design of an accessible and inclusive internal and external built environment


All of our Lowriser lifts are CE marked and comply with BS 6440:2011, the current British Standard for Powered Lifting Platforms

# Stannah


# Lowriser 2

## Standard features

- Fully enclosed vertical lifting platform
- Speed 0.08 metres per second
- Integrated shallow ramp
- Easy to use rocker switch controls on the platform
- Anti-slip flooring
- Emergency stop button
- White colour as standard (RAL 9002)
- Emergency battery backed in-car lowering
- Manual interlocked upper landing gate
- Manual interlocked travelling gate
- Full under surface protection
- Rated up to 300kg (47 stone) safe working load
- Overload protection
- Emergency manual lowering
- Installation time 2 days dependent on site conditions



At upper level showing underpan with safety sensors



Optional landing call station with keyswitch



Optional illuminated platform controls



Integral shallow ramp

## Options

- Illuminated tactile controls
- Adjacent entry\*
- Arrival gongs
- Voice annunciation and platform level indication
- Alarm
- Glass infills for gates and platform side walls
- Key switch to isolate the lift and prevent unauthorised use
- Optional colours and finishes – please ask for details
- Powered lower and/or upper gate

\* Adjacent entry dimensions available on request

## THROUGH-CAR DIMENSIONS:

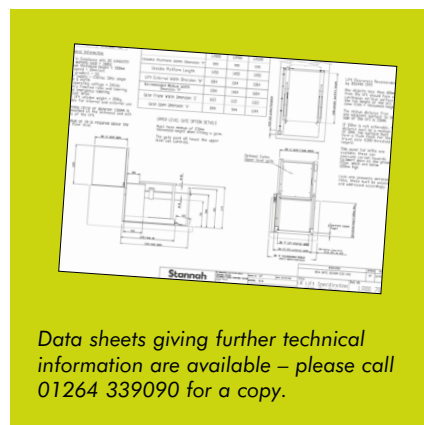
Platform size (w x d)	Footprint size (w x d)
800 x 1460	1240 x 1521
900 x 1460	1340 x 1521
1100 x 1460	1450 x 1521

## TECHNICAL SPECIFICATION:

<b>Standard load</b>	300kg
<b>Maximum travel</b>	2000mm
<b>Speed</b>	0.08m/sec
<b>Control system</b>	Constant pressure
<b>Power supply</b>	230V AC 50Hz single phase and neutral
<b>Drive</b>	Hydraulic

### Notes:

All dimensions in mm  
Refer to data sheets for relevant clearance information for compliance with BS6440: 2011 as additional costs may incur



Data sheets giving further technical information are available – please call 01264 339090 for a copy.

## Stannah Lifts

Anton Mill, Andover, Hampshire SP10 2NX

Tel: 01264 339090

www.stannahlifts.co.uk

# Stannah