



**Stannah and  
Liverpool Cathedral:  
Improving access for  
all mobility levels.**

Find out how our bespoke  
passenger lift and platform lift  
helped provide 'access for all'  
in this stunning cathedral.

**Stannah**





**Two Stannah lift products have improved access to two separate areas in Liverpool's neo-gothic Anglican Cathedral – the largest in the UK and the fifth largest in the world – built on St James' Mount and the seat of the Bishop of Liverpool.**


Officially titled the Cathedral Church of Christ in Liverpool, this Grade 1 listed sandstone edifice is of outstanding architectural interest. Commenced in 1904 and finished in 1978, it is an important focal point for the local community and visitors from further afield, combining spiritual comfort with uplifting cultural and social elements.



**The bespoke passenger lift**

Installed by the North West England & North Wales branch of Stannah Lift Services, the hydraulic-drive, bespoke glass, 8-person, 2-stop, through-car, MRL (machine room-less) passenger lift brings access for all to the beautiful lower-level Lady Chapel.

Standing at the far south east corner of the main building and more elaborate than the main Cathedral body, the Lady Chapel was the first part of the Cathedral to be consecrated for worship. It is a tranquil haven within the larger, active and vibrant main Cathedral.





A wide-angle, low-angle photograph of the interior of Liverpool Cathedral, looking down the nave towards the altar. The architecture is Gothic, featuring high vaulted ceilings with intricate ribbing, tall slender columns, and large stained-glass windows. The lighting is warm and golden, highlighting the stone and woodwork. The perspective is from the floor level, looking up and down the length of the cathedral.

**“This impressive and vital English cathedral holds many services and many of our volunteers and regular visitors have a disability. We value their contribution and insights. We continue to learn from those who we regularly invite as testers of our facilities and one of the solutions was so simple – a Stannah Stairiser CR. We are delighted with the increased freedom it brings to all our disabled visitors.”**

Jennifer Moran, Visitor Services Manager, Liverpool Cathedral





People of all mobility levels, including wheelchair-users, can now access the Lady Chapel area for a period of quietness, prayer or reflective contemplation. They can also enjoy a grand view of the reredos (altarpiece) and principal windows from a balcony directly opposite the altar. This position also gives a good vantage point for seeing the newly restored window depicting the Presentation of Christ in the Temple, which was storm damaged and almost collapsed on the 8th January 2005.

### First class specification

The unique requirements of this project could only be met by Stannah's bespoke lift capability. The result was a stylish, functional passenger lift that fulfilled English Heritage's criteria for this iconic Grade 1 listed building:

- the centre line of the top floor door had to be central to the point of the existing stone arch;
- the rear of the top serving entrance had to be clad in plaster board;
- the lower level had to be fully glazed – to include a glass landing door – in order to minimise impact on the surrounding architecture and maximise the sense of space.

The lift's machine room-less feature economically houses the operational elements in the lift structure itself and, by positioning the lift counterweight to the rear of the shaft, persons on the lower level corridor can see through the glass lift shaft when the lift is on the upper landing. The lift is programmed to relocate to the upper landing after a period of inactivity.

### First choice for Liverpool Cathedral

Working in partnership with the Cathedral's building company, the bespoke passenger lift was supplied, installed, tested and commissioned by the Stannah Lift Services team to a specification by international consulting services company, Lerch Bates.

**855kg**

total carrying capacity

**9**

people

**2**

floor levels

**2**

Stannah lift products

“Before the arrival of our Stannah bespoke passenger lift, access to the Lady Chapel was by stairs only, so many of our visitors missed out on its valued presence in this magnificent Cathedral. Not only has the lift brought democratic access to the Chapel, it is sympathetic to the Gothic Revival architecture, complementing the ecclesiastical environment to become an integral part of the building.”

Stuart Haynes, Media Manager, Liverpool Cathedral

<b>Model:</b>	bespoke passenger lift MRL – machine room- less with throughcar
<b>Load:</b>	up to 630kg (8 persons)
<b>Speed:</b>	1.0mps
<b>Drive:</b>	hydraulic
<b>Finish:</b>	satin stainless steel; plaster board cladding to upper station; fully glazed to lower station
<b>Pit:</b>	1100mm
<b>Headroom:</b>	3300mm
<b>Power supply:</b>	415v








## The Stairiser CR inclined platform lift

The Stairiser CR is sited in the Nave Well – a spectacular space and the ideal venue for intimate social and cultural functions such as exhibitions, gala dinners, receptions, concerts and lectures. With stunning views across the central space to the High Altar, the Well offers a unique view of the Cathedral.

The lift takes wheelchair-users up and down a substantial curved stone staircase, bringing access to extra seating installed to accommodate rising attendance levels at the many occasions and attractions held in this impressive venue. Designed for occasional use, the Stairiser CR is safe and simple to operate and brings complete reassurance to user and companion alike. Installed in one day the lift is wall-mounted and folds flat against the rail when not in use.

Suitable for any run of stairs with a single turn, multiple landings or spiral configuration, this model is also available stanchion-mounted with a range of four platform sizes with end or side access.

- Model:** Stairiser CR inclined, curved rail vertical platform lift
- Load:** up to 225kg – one wheelchair-user
- Speed:** 0.06mps
- Platform sizes:** 4
- Drive:** wire rope pulled by electric motor
- Control:** joystick control on carriage; constant pressure, wireless control buttons at top and bottom landings.
- Power supply:** 240v, single phase or 415v three phase




## Total compliance

Both Stannah lift products help the Cathedral's operators comply with the Equality Act 2010 and Part M Building Regulations.

## Total support

Aftercare is delivered by the North West England & North Wales branch of Stannah Lift Services, part of a nationwide network providing 24 hour, 365 days a year support. This covers service, repair, modernisation and refurbishment of all types of lifts, stairlifts, escalators and moving walkways – not only those from the Stannah product range, but also other lift manufacturers' equipment. Stannah also offers a bespoke lifts service, custom-building lifts to meet customers' specific requirements.



All Stannah lift products meet required standards, including:  
The Equality Act 2010, EN81-70, EN81-3, BSEN115, Health & Safety at Work Act, CE Mark and Certificate of Conformity.

To find out more about Stannah's comprehensive ranges of Passenger Lifts, Platform Lifts, Escalators & Moving Walkways and Goods & Service Lifts, go to [www.stannahlifts.co.uk](http://www.stannahlifts.co.uk)

### Stannah Lifts Ltd

Anton Mill, Andover, Hampshire SP10 2NX

Telephone: 01264 339090

Email: [liftsales@stannah.co.uk](mailto:liftsales@stannah.co.uk)

[www.stannahlifts.co.uk](http://www.stannahlifts.co.uk)

  
An independent  
family business  
since 1867

# Stannah