

Lowriser

The Stannah Lowriser platform lift, sometimes described as a step lift, provides the perfect solution for vertical travel needs of up to 1m.



Lowriser is ideal for all types of public buildings needing to give access over a change of level for those with impaired mobility, including wheelchair users, the elderly and parents with pushchairs.

Ideal for all types of building, including:

- Schools
- Colleges
- Shops
- Bars
- Restaurants
- Museums and Galleries

Key benefits

- Suitable for both indoor and outdoor use
- Up to 1m travel with 3 platform sizes available
- Minimal builders work required and quick installation time
- Low running and maintenance costs due to single phase power consumption
- Helps building owners conform to Part M and the Equality Act
- 5 year anti-corrosion warranty and 1 year standard warranty

**Need to go higher?
Ask about our
Lowriser 2 option for
travels up to 2m.**



Lowriser will help building owners/operators to meet the requirements of:

- The Equality Act 2010
- Part M of the Building Regulations (England and Wales) and Section 4.2 of the Technical Handbook (Scotland), both of which cover the requirements that many new buildings must meet to ensure ease of access and use
- BS8300:2018 (Parts 1 & 2) Code of practice covering the design of an accessible and inclusive internal and external built environment

All of our Lowriser lifts are CE marked and comply with BS 6440:2011, the current British Standard for Powered Lifting Platforms

Stannah


Lowriser

Standard features


- Vertical lifting platform including 1100mm high side rails
- Speed 0.02 metres per second
- Internal or external installation
- Through entry
- Automatic powered ramp – acts as wheel stop when raised
- Easy to use rocker switch controls on the platform
- In-car lighting
- Under platform safety edge and bellows for safety and to guard against litter
- Grey anti-slip floor coating on platform and ramp
- Emergency stop button
- White colour as standard (RAL9002)
- Battery powered emergency lowering and raising
- Manual interlocked upper landing gate with solid infill panel
- Rated up to 300kg safe working load
- Bi-parting spring loaded travelling barrier
- Overload protection
- Emergency manual lowering
- Installation time 1-2 days dependent on site conditions



Optional glass infill gate at upper level



Optional landing call station with keyswitch



Optional illuminated platform controls



Bellows fitted to platform underside

DIMENSIONS:

Platform size (w x d)	Footprint size (w x d)	Footprint size (with ramp down) (w x d)	Recommended min. shaft width (w x d)
800 x 1450	1004 x 1491	1004 x 1885	1304
900 x 1450	1104 x 1491	1104 x 1885	1404
1100 x 1450	1304 x 1491	1304 x 1885	1604

TECHNICAL SPECIFICATION:


Standard load	300kg
Maximum travel	1000mm
Speed	20mm/sec
Control system	Constant pressure
Power supply	230V ac 50Hz single phase and earth
Drive	Scissor mechanism

Notes:

All dimensions in mm
Refer to data sheets for relevant clearance information for compliance with BS6440: 2011 as additional costs may incur

Options

- Illuminated tactile controls
- Arrival gongs
- Voice annunciation and platform level indication
- Alarm
- Glass infill gate
- Key switch to isolate the lift and prevent unauthorised use
- Optional colours and finishes – please ask for details
- Powered upper gate
- Protective side panels where required



Data sheets giving further technical information are available – please call 01264 339090 for a copy.

Stannah Lifts

Anton Mill, Andover, Hampshire SP10 2NX

Tel: 01264 339090

www.stannahlifts.co.uk

Stannah